

TECHNICAL ARTICLE

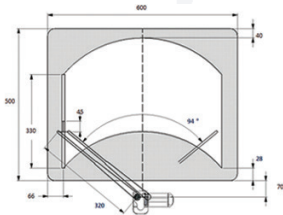
Windscreen Wipers - Roca Wiper Systems



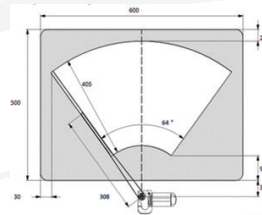
Here is some useful information on the Roca range of wiper systems, based on questions we are commonly asked by our customers.

Wiper arms

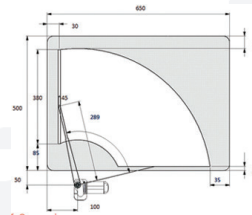
Roca offer three different type of arms to give the best sweep for your application.



1. Pantograph



2. Pendulum



3. Adjustable Tip

Wiper motors

How to tell the torque of a Roca wiper motor: the model number relates to how powerful the motors are, for example, a W12 motor produces 12Nm of torque and the heavy duty W38 produces 38Nm of torque. Larger blades and arms require higher torque motors. We select the motor unit which offers the correct torque for the wiper arm and blade set up, ensuring the Roca wiper system gives you optimum performance.

Words and meanings

Adjustable tip

This enables you to adjust the blade angle, ensuring when in the park position the blade is as close to the edge of the window as possible, keeping it hidden and giving you the maximum area of clean screen.

2 speed motors

Motors which allow you to choose a fast or slow speed setting.

Self-parking

The blade will always automatically park to the side of the window. You can choose which side you would like the blade to park by adjusting the motor.

Stepless sweep angle

You have a choice of unlimited sweep angles between 45° and 110°. You can take the blade as close to the side of the window as possible, giving maximum sweep.

IP65 rated

A waterproof motor, designed to withstand the harsh marine environment.

EMC rated

EMC stands for "Electro Magnetic Compatibility", which means the motors are designed so they will not create interference with the other electrical equipment such as radios or navigation systems.